

EBRME K for compact fluorescent lamps TC-L

Recessed luminaire series EBRME K ...

Design: Stand alone luminaire for module 600 (600x600) ceilings, white powder coat finish steel housing. With electronic ballasts (EVG) 220-240V, 0/50-60 Hz

Mounting: Installation in various ceiling systems using suitable fixing kit.

EBRME K ... A

Aluminium mirror louvre A in matt anodised super-purity aluminium with profiled cross-vanes.

EBRME K ... SG

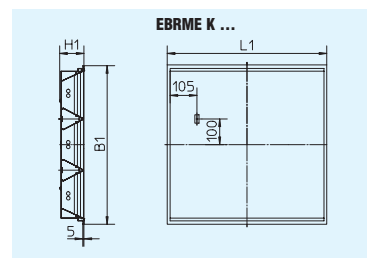
Parabolic mirror louvre SG in high-reflectance, specular anodised super-purity aluminium.

EBRME K ... SM

Parabolic mirror louvre SM in high-reflectance, matt anodised super-purity aluminium.

EBRME K ... W

White steel louvre W



Voltage: 230V/50Hz
Protection class: IP 20
Approvals:



EBRME K ... A

EBRME K ... SG

EBRME K ... SM



EBRME K ... W



Model	Lamps	Dimens. [mm]			LE*	BE*	Ceiling type	magnetic ballast Prod. code	electronic ballast Prod. code	dimm. ballast (DALI) Prod. code
		L1	B1	H1						
EBRME K 336 A	3xTC-L 36 W	597	597	95	579	579	1 2 3 4		1821485	1831485
EBRME K 340 A	3xTC-L 40 W	597	597	95	579	579	1 2 3 4		1821489	1831489
EBRME K 336 SG	3xTC-L 36 W	597	597	95	579	579	1 2 3 4		1821487	1831487
EBRME K 340 SG	3xTC-L 40 W	597	597	95	579	579	1 2 3 4		1821491	1831491
EBRME K 336 SM	3xTC-L 36 W	597	597	95	579	579	1 2 3 4		1821486	1831486
EBRME K 340 SM	3xTC-L 40 W	597	597	95	579	579	1 2 3 4		1821490	1831490
EBRME K 336 W	3xTC-L 36 W	597	597	95	579	579	1 2 3 4		1821484	1831484
EBRME K 340 W	3xTC-L 40 W	597	597	95	579	579	1 2 3 4		1821488	1831488

* Ceiling cut-out

Accessories

Model	Description	Prod. code
10-013	Universal fixing kit for 23 to 55mm clamping range	0210013
10-017	Universal fixing kit for 45 to 80mm clamping range	0210017
10-161	Fixing clip EBR, T26, 8-10mm clamping range	0210161
10-162	Fixing kit EBRE/ME T26 for OWA Tecta S31	0210162



10-013, 10-017

10-161, 10-162





Recessed luminaire series EBRME ... for T16/T26 lamps.

Design: Stand alone luminaire for module 600 (600x600) ceilings, white powder coat finish steel housing. With low loss (VVG) or electronic ballasts (EVG) 220-240V, 0/50-60 Hz. Luminaires for T16 with multiwatt ballasts EVG.

Mounting: Installation in various ceiling systems using suitable fixing kit or lay-in mounting in ceilings with exposed T-bars. No continuous mounting of luminaires is possible as they are fitted with lamp end boxes.

EBRME ... A, IP 20

Aluminium mirror louvre A in matt anodised super-purity aluminium with profiled cross-vanes.

EBRME ... OS, IP 40

Frame OS made of aluminium profiles with laid-in opal acrylic (PMMA) panel.

Note: IP40 when mounted in closed ceilings.

EBRME ... PS, IP 40

Frame PS as above, but with laid-in acrylic (PMMA) panel featuring an optically effective prismatic structure.

Note: IP40 when mounted in closed ceilings.

EBRME ... SG, IP 20

Parabolic mirror louvre SG in specular anodised aluminium.

EBRME ... SM, IP 20

Parabolic mirror louvre SM in matt anodised aluminium.

EBRME ... W, IP 20

White steel louvre W

Voltage: 230V/50Hz

Protection class: IP 20/40

Approvals:



EBRME ... A, IP 20



EBRME ... OS, IP 40



EBRME ... PS, IP 40



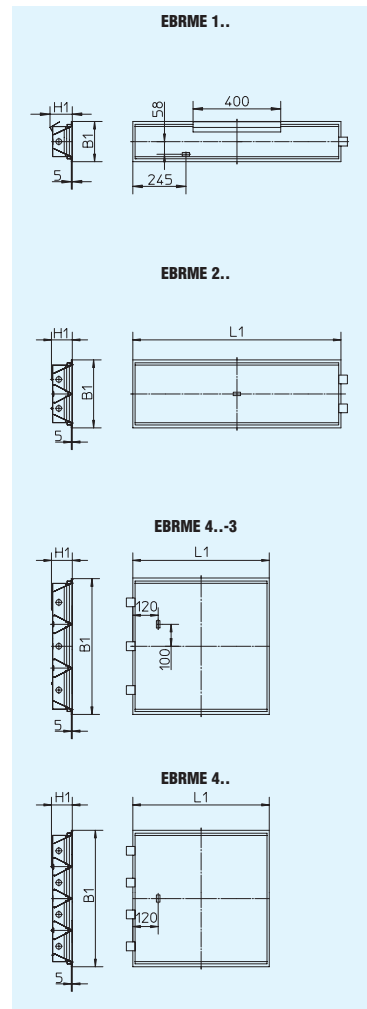
EBRME ... SG, IP 20



EBRME ... SM, IP 20



EBRME ... W, IP 20



Model	Lamps	Dimens. [mm]					Ceiling type	magnetic ballast Prod. code	electronic ballast Prod. code	dimm. ballast (DALI) Prod. code
		L1	B1	H1	LE*	BE*				
EBRME 118 A	1xT26 18 W	597	183	100	579	165	1 2 4	1817315	1827315	1837315
EBRME 136 A	1xT26 36 W	1197	183	100	1179	165	1 2 4 6	1815030	1825030	1835030
EBRME 158 A	1xT26 58 W	1497	183	100	1479	165	1 2 4 6	1815873	1825873	1835873
EBRME 218 A	2xT26 18 W	597	297	95	579	279	1 2 4	1812351	1822351	1832351
EBRME 236 A	2xT26 36 W	1197	297	95	1179	279	1 2 4 6	1810135	1820135	1830135
EBRME 258 A	2xT26 58 W	1497	297	95	1479	279	1 2 4 6	1811474	1821474	1831474
EBRME 418 A	4xT26 18 W	597	597	95	579	579	1 2 3 4	1810145	1820145	1830145
EBRME 418-3 A	3xT26 18 W	597	597	95	579	579	1 2 3 4	1810371	1820371	1830371
EBRME 436 A	4xT26 36 W	1197	597	95	1179	579	1 2 3 4 6	1810149	1820149	1830149
EBRME 436-3 A	3xT26 36 W	1197	597	95	1179	579	1 2 3 4 6	1810141	1820141	1830141
EBRME 114/24 OS	1xT16 14/24 W	597	183	100	579	165	1 2 4		1827407	1837407
EBRME 118 OS	1xT26 18 W	597	183	100	579	165	1 2 4	1810340	1820340	1830340
EBRME 128/54 OS	1xT16 28/54 W	1197	183	100	1179	165	1 2 4 6		1827409	1837409
EBRME 135/49/80 OS	1xT16 35/49/80 W	1497	183	100	1479	165	1 2 4 6		1827411	1837411
EBRME 136 OS	1xT26 36 W	1197	183	100	1179	165	1 2 4 6	1810342	1820342	1830342
EBRME 158 OS	1xT26 58 W	1497	183	100	1479	165	1 2 4 6	1810343	1820343	1830343
EBRME 214/24 OS	2xT16 14/24 W	597	297	95	579	279	1 2 4		1827413	1837413
EBRME 218 OS	2xT26 18 W	597	297	95	579	279	1 2 4	1810345	1820345	1830345
EBRME 228/54 OS	2xT16 28/54 W	1197	297	95	1179	279	1 2 4 6		1827415	1837415
EBRME 235/49 OS	2xT16 35/49 W	1497	297	95	1479	279	1 2 4 6		1827419	1837419
EBRME 236 OS	2xT26 36 W	1197	297	95	1179	279	1 2 4 6	1810976	1820976	1830976
EBRME 258 OS	2xT26 58 W	1497	297	95	1479	279	1 2 4 6	1810349	1820349	1830349
EBRME 414 OS	4xT16 14 W	597	597	95	579	579	1 2 3 4		1827516	1837516
EBRME 414-3 OS	3xT16 14 W	597	597	95	579	579	1 2 3 4		1827524	1837524
EBRME 414/24 OS	4xT16 14/24 W	597	597	95	579	579	1 2 3 4		1827423	1837423
EBRME 414/24-3 OS	3xT16 14/24 W	597	597	95	579	579	1 2 3 4		1827427	1837427
EBRME 418 OS	4xT26 18 W	597	597	95	579	579	1 2 3 4	1810774	1820774	1830774
EBRME 418-3 OS	3xT26 18 W	597	597	95	579	579	1 2 3 4	1810316	1820316	1830316
EBRME 424 OS	4xT16 14 W	597	597	95	579	579	1 2 3 4		1827520	1837520
EBRME 424-3 OS	3xT16 24 W	597	597	95	579	579	1 2 3 4		1827528	1837528
EBRME 428/54 OS	4xT16 28/54 W	1197	597	95	1179	579	1 2 3 4 6		1827431	1837431
EBRME 428/54-3 OS	3xT16 28/54 W	1197	597	95	1179	579	1 2 3 4 6		1827433	1837433
EBRME 436 OS	4xT26 36 W	1197	597	95	1179	579	1 2 3 4 6	1810779	1820779	1830779
EBRME 436-3 OS	3xT26 36 W	1197	597	95	1179	579	1 2 3 4 6	1810352	1820352	1830352

1 Ceilings with wide area plaster board and mineral fibre boards, wood panelled ceilings
 2 Ceilings with concealed support rails and symmetric mineral fibre and plaster board
 3 Sprung metal tile ceilings
 4 Ceilings with exposed T-bars

5 Ceilings with concealed support rails asymmetric mineral fibre board and sprung metal tiles
 6 Continuous trim-strip ceilings
 7 Metal plank ceilings

Model	Lamps	Dimens. [mm]					Ceiling type	magnetic ballast Prod. code	electronic ballast Prod. code	dimm. ballast (DALI) Prod. code
		L1	B1	H1	LE*	BE*				
EBRME 114/24 PS	1xT16 14/24 W	597	183	100	579	165	1 2 4		1827408	1837408
EBRME 118 PS	1xT26 18 W	597	183	100	579	165	1 2 4	1810341	1820341	1830341
EBRME 128/54 PS	1xT16 28/54 W	1197	183	100	1179	165	1 2 4 6		1827410	1837410
EBRME 135/49/80 PS	1xT16 35/49/80 W	1497	183	100	1479	165	1 2 4 6		1827412	1837412
EBRME 136 PS	1xT26 36 W	1197	183	100	1179	165	1 2 4 6	1812411	1822411	1832411
EBRME 158 PS	1xT26 58 W	1497	183	100	1479	165	1 2 4 6	1810344	1820344	1830344
EBRME 214/24 PS	2xT16 14/24 W	597	297	95	579	279	1 2 4		1827414	1837414
EBRME 218 PS	2xT26 18 W	597	297	95	579	279	1 2 4	1810346	1820346	1830346
EBRME 228/54 PS	2xT16 28/54 W	1197	297	95	1179	279	1 2 4 6		1827416	1837416
EBRME 235/49 PS	2xT16 35/49 W	1497	297	95	1479	279	1 2 4 6		1827420	1837420
EBRME 236 PS	2xT26 36 W	1197	297	95	1179	279	1 2 4 6	1810766	1820766	1830766
EBRME 258 PS	2xT26 58 W	1497	297	95	1479	279	1 2 4 6	1810768	1820768	1830768
N EBRME 414 PS	4xT16 14 W	597	597	95	579	579	1 2 3 4		1827518	1837518
N EBRME 414-3 PS	3xT16 14 W	597	597	95	579	579	1 2 3 4		1827526	1837526
EBRME 414/24 PS	4xT16 14/24 W	597	597	95	579	579	1 2 3 4		1827425	1837425
EBRME 414/24-3 PS	3xT16 14/24 W	597	597	95	579	579	1 2 3 4		1827429	
EBRME 418 PS	4xT26 18 W	597	597	95	579	579	1 2 3 4	1810772	1820772	1830772
EBRME 418-3 PS	3xT26 18 W	597	597	95	579	579	1 2 3 4	1811298	1821298	1831298
N EBRME 424 PS	4xT16 14 W	597	597	95	579	579	1 2 3 4		1827522	1837522
N EBRME 424-3 PS	3xT16 24 W	597	597	95	579	579	1 2 3 4		1827530	1837530
EBRME 428/54 PS	4xT16 28/54 W	1197	597	95	1179	579	1 2 3 4 6		1827432	1837432
EBRME 428/54-3 PS	3xT16 28/54 W	1197	597	95	1179	579	1 2 3 4 6		1827434	1837434
EBRME 436 PS	4xT26 36 W	1197	597	95	1179	579	1 2 3 4 6	1810776	1820776	1830776
EBRME 436-3 PS	3xT26 36 W	1197	597	95	1179	579	1 2 3 4 6	1810353	1820353	1830353
EBRME 118 SG	1xT26 18 W	597	183	100	579	165	1 2 4	1817317	1827317	1837317
EBRME 136 SG	1xT26 36 W	1197	183	100	1179	165	1 2 4 6	1816241	1826241	1836241
EBRME 158 SG	1xT26 58 W	1497	183	100	1479	165	1 2 4 6	1815875	1825875	1835875
EBRME 218 SG	2xT26 18 W	597	297	95	579	279	1 2 4	1811684	1821684	1831684
EBRME 236 SG	2xT26 36 W	1197	297	95	1179	279	1 2 4 6	1811243	1821243	1831243
EBRME 258 SG	2xT26 58 W	1497	297	95	1479	279	1 2 4 6	1810631	1820631	1830631
EBRME 418 SG	4xT26 18 W	597	597	95	579	579	1 2 3 4	1811245	1821245	1831245
EBRME 418-3 SG	3xT26 18 W	597	597	95	579	579	1 2 3 4	1810428	1820428	1830428
EBRME 436 SG	4xT26 36 W	1197	597	95	1179	579	1 2 3 4 6	1810554	1820554	1830554
EBRME 436-3 SG	3xT26 36 W	1197	597	95	1179	579	1 2 3 4 6	1810567	1820567	1830567
EBRME 118 SM	1xT26 18 W	597	183	100	579	165	1 2 4	1817318	1827318	1837318
EBRME 136 SM	1xT26 36 W	1197	183	100	1179	165	1 2 4 6	1816235	1826235	1836235
EBRME 158 SM	1xT26 58 W	1497	183	100	1479	165	1 2 4 6	1815874	1825874	1835874
EBRME 218 SM	2xT26 18 W	597	297	95	579	279	1 2 4	1811849	1821849	1831849
EBRME 236 SM	2xT26 36 W	1197	297	95	1179	279	1 2 4 6	1811237	1821237	1831237
EBRME 258 SM	2xT26 58 W	1497	297	95	1479	279	1 2 4 6	1810619	1820619	1830619
EBRME 418 SM	4xT26 18 W	597	597	95	579	579	1 2 3 4	1811239	1821239	1831239
EBRME 418-3 SM	3xT26 18 W	597	597	95	579	579	1 2 3 4	1810426	1820426	1830426
EBRME 436 SM	4xT26 36 W	1197	597	95	1179	579	1 2 3 4 6	1810620	1820620	1830620
EBRME 436-3 SM	3xT26 36 W	1197	597	95	1179	579	1 2 3 4 6	1811468	1821468	1831468
EBRME 118 W	1xT26 18 W	597	183	100	579	165	1 2 4	1817316	1827316	1837316
EBRME 136 W	1xT26 36 W	1197	183	100	1179	165	1 2 4 6	1816544	1826544	1836544
EBRME 158 W	1xT26 58 W	1497	183	100	1479	165	1 2 4 6	1815872	1825872	1835872
EBRME 218 W	2xT26 18 W	597	297	95	579	279	1 2 4	1810986	1820986	1830986
EBRME 236 W	2xT26 36 W	1197	297	95	1179	279	1 2 4 6	1810115	1820115	1830115
EBRME 258 W	2xT26 58 W	1497	297	95	1479	279	1 2 4 6	1810984	1820984	1830984
EBRME 418 W	4xT26 18 W	597	597	95	579	579	1 2 3 4	1810125	1820125	1830125
EBRME 418-3 W	3xT26 18 W	597	597	95	579	579	1 2 3 4	1810367	1820367	1830367
EBRME 436 W	4xT26 36 W	1197	597	95	1179	579	1 2 3 4 6	1810129	1820129	1830129
EBRME 436-3 W	3xT26 36 W	1197	597	95	1179	579	1 2 3 4 6	1810121	1820121	1830121

* Ceiling cut-out

Note: IP40 when mounted in closed ceilings.

Accessories

Model	Description	Prod. code
10-013	Universal fixing kit for 23 to 55mm clamping range	0210013
10-017	Universal fixing kit for 45 to 80mm clamping range	0210017
10-127	Fixing kit for trim strip ceilings	0210127
SEBRM 158 OS/PS	Top mirror reflector for EBRM 158 OS/PS, matt	1200634
SEBRM 418 OS/PS	Top mirror reflector for EBRM 418 OS/PS, matt	1200635
SEBRM 436 OS/PS	Top mirror reflector for EBRM 436 OS/PS, matt	1200636
ZRO	Frame opener	0204003
ZVS-PK	Power factor cabling kit for surface & recessed luminaires	0207799



Recessed luminaire series EBRME ... for T16 lamps

Design: Stand alone luminaire for module 600 (600x600) ceilings. White coated steel, with low profile. Single lamp luminaires with electronic multiwatt (MW) ballasts (EVG), 220-240 V, 0/50-60 Hz. Multiple lamp luminaires with standard ballasts, 220-240V, 0/50-60 Hz.

Mounting: Simple lay-in installation in ceilings with exposed T-bars and installation in sprung ceiling openings using suitable fixing kits.

EBRME ... A

Aluminium mirror louvre A in matt anodised super-purity aluminium with profiled cross-vanes.

EBRME ... SG

Parabolic mirror louvre SG in high-reflectance, specular anodised super-purity aluminium.

EBRME ... SM

Parabolic mirror louvre SM in high-reflectance, matt anodised super-purity aluminium.

EBRME ... W

White louvre W in coated aluminium.

EBRME 1... P

Diffuser in acrylic (PMMA), slightly curved with internal longitudinal prisms.

Voltage: 230V/50Hz

Protection class: IP 20

Approvals:    



EBRME ... A

EBRME ... SG

EBRME ... SM

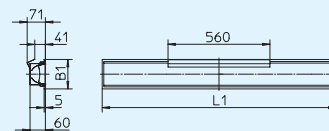


EBRME ... W

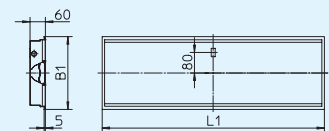
EBRME 1... P



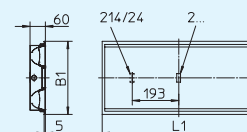
EBRME 1.. T16



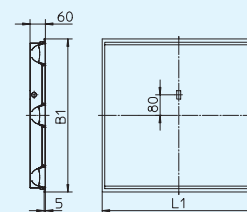
EBRME 2..-1 T16



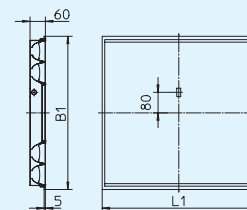
EBRME 2.. T16



EBRME 3.. T16



EBRME 4.. T16



Model	Lamps	Dimens. [mm]				Ceiling type	magnetic ballast Prod. code	electronic ballast Prod. code	dimm. ballast (DALI) Prod. code
		L1	B1	LE*	BE*				
EBRME 128/54 A	1xT16 28/54 W	1197	115	1179	102	1 2 4 6	1822757	1832757	
EBRME 135/49/80 A	1xT16 35/49/80 W	1497	115	1479	102	1 2 4 6	1822758	1832758	
EBRME 214 A	2xT16 14 W	597	297	579	279	1 2 4	1821922	1831922	
EBRME 224 A	2xT16 24 W	597	297	579	279	1 2 4	1822094	1832094	
EBRME 228 A	2xT16 28 W	1197	297	1179	279	1 2 4 6	1821924	1831924	
EBRME 228/54-1 A	1xT16 28/54 W	1197	297	1179	279	1 2 4 6	1822729	1832729	
EBRME 235 A	2xT16 35 W	1497	297	1479	279	1 2 4 6	1821925	1831925	
EBRME 235/49/80-1 A	1xT16 35/49/80 W	1497	297	1479	279	1 2 4 6	1822730	1832730	
EBRME 249 A	2xT16 49 W	1497	297	1479	279	1 2 4 6	1822096	1832096	
EBRME 254 A	2xT16 54 W	1197	297	1179	279	1 2 4 6	1822095	1832095	
EBRME 314 A	3xT16 14 W	597	597	579	579	1 2 3 4	1821954	1831954	
EBRME 324 A	3xT16 24 W	597	597	579	579	1 2 3 4	1822097	1832097	
EBRME 414 A	4xT16 14 W	597	597	579	579	1 2 3 4	1821986	1831986	
EBRME 424 A	4xT16 24 W	597	597	579	579	1 2 3 4	1822098	1832098	
EBRME 128/54 SG	1xT16 28/54 W	1197	115	1179	102	1 2 4 6	1822761	1832761	
EBRME 135/49/80 SG	1xT16 35/49/80 W	1497	115	1479	102	1 2 4 6	1822762	1832762	
EBRME 214 SG	2xT16 14 W	597	297	579	279	1 2 4	1821930	1831930	
EBRME 224 SG	2xT16 24 W	597	297	579	279	1 2 4	1822104	1832104	
EBRME 228 SG	2xT16 28 W	1197	297	1179	279	1 2 4 6	1821932	1831932	
EBRME 228/54-1 SG	1xT16 28/54 W	1197	297	1179	279	1 2 4 6	1822733	1832733	
EBRME 235 SG	2xT16 35 W	1497	297	1479	279	1 2 4 6	1821933	1831933	
EBRME 235/49/80-1 SG	1xT16 35/49/80 W	1497	297	1479	279	1 2 4 6	1822734	1832734	
EBRME 249 SG	2xT16 49 W	1497	297	1479	279	1 2 4 6	1822106	1832106	
EBRME 254 SG	2xT16 54 W	1197	297	1179	279	1 2 4 6	1822105	1832105	
EBRME 314 SG	3xT16 14 W	597	597	579	579	1 2 3 4	1821962	1831962	
EBRME 324 SG	3xT16 24 W	597	597	579	579	1 2 3 4	1822107	1832107	
EBRME 414 SG	4xT16 14 W	597	597	579	579	1 2 3 4	1821994	1831994	
EBRME 424 SG	4xT16 24 W	597	597	579	579	1 2 3 4	1822108	1832108	

1 Ceilings with wide area plaster board and mineral fibre boards, wood panelled ceilings
 2 Ceilings with concealed support rails and symmetric mineral fibre and plaster board
 3 Sprung metal tile ceilings
 4 Ceilings with exposed T-bars

5 Ceilings with concealed support rails asymmetric mineral fibre board and sprung metal tiles
 6 Continuous trim-strip ceilings
 7 Metal plank ceilings

Model	Lamps	Dimens. [mm]				Ceiling type	magnetic ballast Prod. code	electronic ballast Prod. code	dimm. ballast (DALI) Prod. code
		L1	B1	LE*	BE*				
N EBRME 128/54 SM	1xT16 28/54 W	1197	115	1179	102	1 2 4 6		1822759	1832759
N EBRME 135/49/80 SM	1xT16 35/49/80 W	1497	115	1479	102	1 2 4 6		1822760	1832760
N EBRME 214 SM	2xT16 14 W	597	297	579	279	1 2 4		1821926	1831926
N EBRME 224 SM	2xT16 24 W	597	297	579	279	1 2 4		1822099	1832099
N EBRME 228 SM	2xT16 28 W	1197	297	1179	279	1 2 4 6		1821928	1831928
N EBRME 228/54-1 SM	1xT16 28/54 W	1197	297	1179	279	1 2 4 6		1822731	1832731
N EBRME 235 SM	2xT16 35 W	1497	297	1479	279	1 2 4 6		1821929	1831929
N EBRME 235/49/80-1 SM	1xT16 35/49/80 W	1497	297	1479	279	1 2 4 6		1822732	1832732
N EBRME 249 SM	2xT16 49 W	1497	297	1479	279	1 2 4 6		1822101	1832101
N EBRME 254 SM	2xT16 54 W	1197	297	1179	279	1 2 4 6		1822100	1832100
N EBRME 314 SM	3xT16 14 W	597	597	579	579	1 2 3 4		1821958	1831958
N EBRME 324 SM	3xT16 24 W	597	597	579	579	1 2 3 4		1822102	1832102
N EBRME 414 SM	4xT16 14 W	597	597	579	579	1 2 3 4		1821990	1831990
N EBRME 424 SM	4xT16 24 W	597	597	579	579	1 2 3 4		1822103	1832103
N EBRME 128/54 W	1xT16 28/54 W	1197	115	1179	102	1 2 4 6		1822755	1832755
N EBRME 135/49/80 W	1xT16 35/49/80 W	1497	115	1479	102	1 2 4 6		1822756	1832756
N EBRME 214 W	2xT16 14 W	597	297	579	279	1 2 4		1821918	1831918
N EBRME 224 W	2xT16 24 W	597	297	579	279	1 2 4		1822089	1832089
N EBRME 228 W	2xT16 28 W	1197	297	1179	279	1 2 4 6		1821920	1831920
N EBRME 228/54-1 W	1xT16 28/54 W	1197	297	1179	279	1 2 4 6		1822727	1832727
N EBRME 235 W	2xT16 35 W	1497	297	1479	279	1 2 4 6		1821921	1831921
N EBRME 235/49/80-1 W	1xT16 35/49/80 W	1497	297	1479	279	1 2 4 6		1822728	1832728
N EBRME 249 W	2xT16 49 W	1497	297	1479	279	1 2 4 6		1822091	1832091
N EBRME 254 W	2xT16 54 W	1197	297	1179	279	1 2 4 6		1822090	1832090
N EBRME 314 W	3xT16 14 W	597	597	579	579	1 2 3 4		1821950	1831950
N EBRME 324 W	3xT16 24 W	597	597	579	579	1 2 3 4		1822092	1832092
N EBRME 414 W	4xT16 14 W	597	597	579	579	1 2 3 4		1821982	1831982
N EBRME 424 W	4xT16 24 W	597	597	579	579	1 2 3 4		1822093	1832093
N EBRME 128/54 P	1xT16 28/54 W	1197	115	1179	102	1 2 4 6		1822787	1832787
N EBRME 135/49/80 P	1xT16 35/49/80 W	1497	115	1479	102	1 2 4 6		1822788	1832788

* Ceiling cut-out

Accessories

Model	Description	Prod. code
10-127	Fixing kit for trim strip ceilings	0210127
N 10-713	Universal fixing kit, 23 to 55mm clamping range	0210713
N 10-717	Universal fixing kit, 45 to 80mm clamping range	0210717
N 10-770	Fixing clip EBR...clamping range T16: 12-25mm, T26: 12-50mm	0210770
N 10-777	Fixing kit EBR... for Ecophon Frost DS, height 14 mm	0210777
N 10-778	Fixing kit EBR... for OWA TECTA S31, height 19.5 mm	0210778
N 10-779	Fixing kit EBR... for Dipling KP, height 8 mm	0210779

